


Complete solo leveling system includes:

- Horizontal self-leveling visible-beam laser
- Detector with detachable rod clamp and front/rear displays
- Tripod with quick-attach leveling rod (Kombo Kit)
- Durable carrying case for laser and bag for Kombo



SR200
Detector

AGATEC
220 Laser

Kombo
Kit


Detachable
Rod

Tripod

We listened to what contractors said they wanted in a leveling tool:



Simple and Reliable
One-Touch leveling speeds setup;
H.I. warning prevents errors.



Electronic Field Calibration
for both the X & Y direction.
Saves trips to the repair shop.



Accessible Head and Visible Beam
Lets you work indoors for setting 4' (1m)
marks or grab the head and point to
your reference.



Easy-to-Carry Kombo

- Kombo Kit lets you carry "The System" in one hand.
- Tripod with quick-attach leveling rod, plus carrying bag
- Rod available in inches, 10ths, or metric.

Money-Saving Combination System

AGATEC 220 laser, recharge kit, alkaline battery holder, SR200 detector and rod clamp, Kombo tripod/rod and carrying bag, and laser case included.

AGATEC 220 laser and detector also available without Kombo.

Includes Recharge Kit

Allows you to charge and operate at same time.



All-Weather Tool



- This laser works when you do! It's IP64 for water and dust resistance.
- Don't worry about laser signal distortion due to wet glass panes – the head is protected, but not enclosed.

Patented Design

- Innovative brushless motor eliminates gears and drive belts.
- Efficient design gives you long battery life – one month on only two flashlight batteries!

U.S. Patent No. 6,688,011. Specifications subject to change without notice.

Manufactured at our ISO 9001 certified facility.

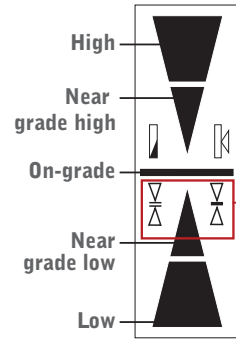


Dual LCD Detector

Quality system components help you do your job quickly and accurately. The SR200 has convenient front and back displays, two bubble vials, and five grade indicators.

Integrated level vial

LCD has five channels of information



Selectable accuracy of <math><1/16''</math> (1 mm) for fine work or $1/8''$ (2.5 mm) for standard applications

Get to grade fast with the back LCD. Allows you to stand behind rod and look toward laser to quickly find on-grade signal.

Audible tones tell you beam location without watching display.

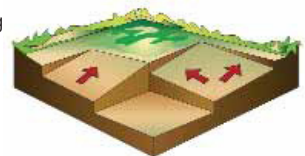
Rugged design, with protective rubber over-mold

Bubble vial to plumb rod

Easy to Match Slope

Set manual grade to $\pm 5^\circ$ with the push of a button!

You can match slope in both axes, using the laser's manual mode to override self-leveling, or in one axis with the security of cross axis self-leveling.



Specifications

Exterior Range	1,000' (300m) diameter with detector
Accuracy	Better than 1/8" ($\pm 3/32''$ @ 100 ft.); $\pm 7.5\text{mm}$ @ 100m
Laser	635nm, visible, <math><5\text{mW}</math>
Rotation Speeds	90rpm (indoors) and 600rpm (outdoors with detector)
Self-Leveling Range	$\pm 5.7^\circ$ (10%)
H.I. Alert	Laser shut-off, plus sound alarm. User chooses mode as desired.
Slope Match	Up to 10% in both X and Y axes; also X automatic and Y manual.
Battery Life	160 hours with 2 D alkaline batteries / 40 hours with rechargeable NiCd battery pack
Warranty	2 years